

Batchworth Park Golf Club

Course Risk Assessment



BATCHWORTH PARK
GOLF CLUB

Batchworth Park Golf Club Risk Assessment – The Golf Course

 Hazard	Who Might Be Harmed?	 How Is The Risk Controlled?	Risk Factor
--	-----------------------------	--	--------------------

General Overview of Course Risks

1.	Typical hazards encountered on a Golf Course.	<i>Golfers, Greens Staff and spectators.</i>	<i>Strict adherence to the Rules and Etiquette of Golf, observe all signs and be aware of rules concerning cessation of play in dangerous weather or conditions.</i>	<i>Low</i>
2.	Teeing Off Miss hit Tee shot to right or left	<i>Other Golfers on adjacent greens, fairways, or paths</i>	<i>Don't tee off until you are sure that the group in front are out of range. Don't tee off if any of your playing partners are standing forward of you. Don't tee off if anyone is walking toward the tee from any adjacent holes. Don't stand forward of a player teeing off. Don't walk towards a tee when someone is preparing to drive Pay attention when playing shot and shout fore if ball drifts to left or right and there is any likelihood of hitting someone.</i>	<i>Medium</i>
3.	Rights of way	<i>Members of public and dog walkers on paths or fairways</i>	<i>Pay attention when playing shot and shout fore if ball drifts to left or right and there is any likelihood of hitting someone.</i>	<i>Medium</i>
4.	Fairway to Green	<i>Other Golfers</i>	<i>Don't take a shot until you are sure that the group in front are out of range. Don't take a shot if your playing partners are forward of you and in range. Stand in a safe position when a playing partner is taking a shot</i>	<i>Medium</i>
5.	Miss hit approach shot to green	<i>Players on adjacent holes</i>	<i>Be aware of players in this area and shout fore if hitting to left or right past green and there is any likelihood of hitting someone.</i>	<i>Medium</i>
6.	Streams, Riverbeds, Ponds Lakes	<i>All Golfers</i>	<i>Be aware of the dangers of streams, riverbeds (wet or dry, muddy areas), lakes, ponds including slipping down banks, deep water and slippery bridges. Don't step onto frozen water. Use ball retrievers whenever possible. Appropriate holes 1,4,8,9,15,16 and 18</i>	<i>Medium</i>
7.	Hidden Greens	<i>Other Golfers, Greens Staff</i>	<i>Don't play to Greens until you are sure that the group in front have left. Greens that may be hidden from view for approach shot are holes 11 and 13</i>	<i>Low</i>

Batchworth Park Golf Club Risk Assessment – The Golf Course

 Hazard	Who Might Be Harmed?	 How Is The Risk Controlled?	Risk Factor
---	-----------------------------	--	--------------------



8.	Trees and other fixed hazards	<i>Golfers and Playing partners</i>	<i>When playing near trees beware of balls ricocheting.</i>	<i>Low</i>
9.	Undulating ground, hollows, hills	<i>All Golfers</i>	<i>Take care when walking over undulating ground especially when wet or icy. Appropriate to holes: 1,3,4,5,7,8,9,11,13,14,15 and 17</i>	<i>Medium</i>
10.	Driving Buggies	<i>All Golfers</i>	<i>Take care on hills, hollows, and undulations. Take special care driving over bridges or near to brooks and on inclines. Keep speed to minimum.</i>	<i>Medium</i>

Batchworth Park Golf Club Risk Assessment – The Golf Course



	Hazard	Who Might Be Harmed?		How Is The Risk Controlled?	Risk Factor
---	---------------	-----------------------------	---	------------------------------------	--------------------

Specific Risks Hole by Hole					
	Hole #				
	Miss-hit tee shot to right from White Tee	People on Putting Green Players in Buggies coming down from 18th		Check for players in these areas before taking shot. Shout fore if your ball is likely to go near to them.	Medium
	Balls coming from Driving range over net	You		Take care when walking along fairway and listen out for Fore Range being shouted	Medium
	Tee shot from White tee if behind trees	You		Take care when walking along fairway and listen out for Fore being shouted Trees to be regularly trimmed by greens staff	Low
	Green Approach shot drifts left	Players walking to 2 nd Tee		Pay attention when playing shot and shout fore if ball drifts to left and there is any likelihood of hitting someone.	Low
	Over hit approach to Green	Vehicles or people going down road		Pay attention when playing shot especially of vehicles are known to be coming down road.	Low
	Hole 1 Miss-hit tee shot in direction of 2 nd fairway	Players on 2 nd Fairway		Check for players in these areas before taking shot. Shout fore if your ball is likely to go near to them.	Medium
	Miss-hit tee shot in direction of 18 th fairway	Players on 18 th Fairway		Shout fore if your ball is likely to go near to them.	Low
	Hole 2 Tee shot from 1st if behind Mounds	You		Take care when walking along fairway and listen out for Fore being shouted	Medium
	Miss-hit tee shot in direction of 14 th Hole	Players on 14 th fairway		Shout fore if your ball is likely to go near to them.	Low



Batchworth Park Golf Club Risk Assessment – The Golf Course

 Hazard	Who Might Be Harmed?	 How Is The Risk Controlled?	Risk Factor
Hole 3 <i>Miss-hit tee shot from 9th Tee</i> <i>Miss-hit tee shot in direction 9th Hole</i>	You	<i>listen out for Fore being shouted</i>	Low
	<i>Players on the 9th hole</i>	<i>Shout fore if your ball is likely to go near to them.</i>	Low
Hole 4 <i>Miss-hit tee shot to left</i>	<i>Players on 5th Tee Box</i>	<i>Check for players in these areas before taking shot. Shout fore if your ball is likely to go near to them.</i>	Medium
Hole 5 <i>Tee shot from 4th</i> <i>Miss-hit tee shot to left</i>	You	<i>listen out for Fore being shouted</i>	Medium
	<i>Players on 6th Fairway</i>	<i>Shout fore if your ball is heading towards 6th Fairway</i>	Medium
Hole 6 <i>Miss-hit tee shot from 5th</i> <i>Miss-hit tee shot to the right</i>	You	<i>Listen out for Fore being shouted</i>	Medium
	<i>Players on the 7th Tee Box</i>	<i>Shout fore if your ball is heading towards 7th Tee</i>	Medium
Hole 7 <i>Miss-hit tee shot from 6th</i> <i>Blind Tee shot past corner of dog leg</i> <i>Miss-hit approach shot to green</i>	You	<i>listen out for Fore being shouted</i>	Medium
	<i>Group ahead on same hole</i>	<i>Shout fore if ball cuts of dog leg</i>	Medium
	<i>People on the 8th tee</i>	<i>Shout fore if your ball is heading towards 8th Tee</i>	Medium
Hole 8 <i>Miss-hit approach shot to 7th green</i>	You	<i>Listen out for Fore being shouted</i>	Low

Batchworth Park Golf Club Risk Assessment – The Golf Course

 Hazard	Who Might Be Harmed?	 How Is The Risk Controlled?	Risk Factor
Hole 9 <i>Miss-hit tee shot in direction of 3rd fairway</i> <i>Miss-hit tee shot from 3rd tee</i>	<i>Players on the 3rd hole</i> <i>You</i>	<i>Shout fore if your ball is heading towards 3rd fairway</i> <i>Listen out for Fore being shouted</i>	<i>Medium</i> <i>Low</i>
Hole 10 <i>Miss-hit tee shot from 18th</i>	<i>You</i>	<i>Listen out for Fore being shouted</i>	<i>Medium</i>
Hole 11 <i>Tee shot to hidden part of fairway</i> <i>Miss-hit tee shot in direction of 11th fairway</i>	<i>Players on same hole</i> <i>Players on 11th fairway</i>	<i>Check for players in these areas before taking shot.</i> <i>Shout fore if your ball is heading towards 11th fairway</i>	<i>Medium</i>
Hole 12	<i>No Hazard</i>	<i>No Hazard</i>	<i>-</i>
Hole 13 <i>2nd shot to hidden part of fairway</i>	<i>Players in group ahead</i>	<i>Check for players in these areas before taking shot. Shout fore if your ball is likely to go near to them.</i>	<i>Medium</i>
Hole 14	<i>No Hazard</i>	<i>No Hazard</i>	<i>-</i>
Hole 15	<i>No Hazard</i>	<i>No Hazard</i>	<i>-</i>
Hole 16	<i>No Hazard</i>	<i>No Hazard</i>	<i>-</i>

Batchworth Park Golf Club Risk Assessment – The Golf Course

 Hazard	Who Might Be Harmed?	 How Is The Risk Controlled?	Risk Factor
Hole 17 <i>Miss-hit tee shot from 11^h</i>	<i>You</i>	<i>Listen out for Fore being shouted</i>	<i>Low</i>
Hole 18 <i>Miss-hit tee shot in direction of 10th fairway</i>	<i>Players on 10th fairway</i>	<i>Shout fore if your ball is heading towards 10th fairway</i>	<i>Medium</i>

Batchworth Park Golf Club Risk Assessment – The Golf Course

	Hazard	Who Might Be Harmed?		How Is The Risk Controlled?	Risk Factor
---	---------------	-----------------------------	--	------------------------------------	--------------------

Hazard No.	List What Further Action Is Necessary To Control The Risk	Person Responsible	Completion Date
1 to 18	Include on a notice in locker rooms or pro shop	General manager	
10	Buggy policy	General Manager	

Assessment compiled by:

Date of assessment:

Signature:

Date to review further actions:

Position:

Assessment review date:

Review If necessary due to course changes or incidents. Otherwise 1 Sept 2021

Batchworth Park Golf Club Risk Assessment – The Golf Course

 Hazard	Who Might Be Harmed?	 How Is The Risk Controlled?	Risk Factor
--	----------------------	---	-------------

The Course may be closed when extreme or adverse weather conditions mean it is dangerous to play or damage to the course would result if play were permitted. Such conditions could cause greens to become waterlogged, the course flooded, covered in snow or poor visibility due to fog. The decision to close the course is made by the **Course Manager** in consultation with the **General Manager** and/or the **Professional Shop**

The procedure for closing the course will be as follows: The **Course Manager** will ring the **General Manager** and/or **Professional Shop** and inform them. The **Course Manager** will put up '**Course Closed**' signs and the **Professional Shop** will update the web site **Course Status**.

FOG AND LOW CLOUD POLICY

The Bunker on far side of 2nd fairway is clearly visible during normal conditions. In conditions of low cloud or fog when the Bunker is not visible the **Management** may close the course. No players should attempt to play in those conditions. If there is a need to stop play due to low cloud or fog the **Professional Shop** will sound a long blast of the Klaxon. Players should return safely to the Clubhouse. Resumption of play will be signalled by two short blasts on the klaxon.

LIGHTNING POLICY

In the event of a lightning strike being seen within the vicinity of the Golf Club the **General Manager** or the **Professional Shop** will close the course by sounding a long blast on the Klaxon. When a lightning storm has been seen in the course vicinity, no play is to commence until a period of 15 minutes from the last lightning strike/clap of thunder. Play will resume after two short blasts of the Klaxon. Three long blasts indicate complete abandonment of play.

If the **General Manager** or the **Professional Shop** is unavailable it is incumbent upon each **Player** to assess the risks and ensure that they take appropriate measures to ensure safe passage from the course in the event of Fog or Lightning.

COMPETITIONS

During a Club competition the **Competition Organiser** in conjunction with the **General Manager** or the **Professional Shop** may close the course if it is considered the course has become unsuitable for play. In the event that the **Competition Organiser, General Manager** or **Professional Shop** is unavailable it is incumbent upon each **Player** to assess the risk and ensure that they take appropriate measures to ensure safe passage from the course.

Players should make themselves fully conversant with the rules of the competition in which they are playing. E.g. in some competitions a cessation of play may also mean the abandonment of that particular competition. In other competitions such as Opens or Invitation Days, the competition may be recommenced if and when conditions allow. In such circumstances players must mark the position of their ball in the correct manner, otherwise a penalty or disqualification will result.

The cease play signal is a long blast, and players should mark their ball and find somewhere safe to shelter. The all-clear signal is two short blasts, and if it sounds then play can resume. If this has not been sounded within ½ hour then play must be abandoned. Three long blasts indicate complete abandonment.