



Crown Golf Health and Safety Management System

Section Twenty Specific Course Risk Assessment - Golfers V5 - September 2021

Name of Club	Batchworth Park
Location	Rickmansworth
All Risk Assessments are signed off and located in RED 3	



BATCHWORTH PARK
GOLF CLUB

Batchworth Park Golf Club Risk Assessment – The Golf Course



 Hazard	Who Might Be Harmed?	 How Is The Risk Controlled?	Risk Factor
--	-----------------------------	--	--------------------

General Overview of Course Risks

1.	Typical hazards encountered on a Golf Course.	Golfers, Greens Staff and spectators.	Strict adherence to the Rules and Etiquette of Golf, observe all signs and be aware of rules concerning cessation of play in dangerous weather or conditions.	Low
2.	Teeing Off Miss hit Tee shot to right or left	Other Golfers on adjacent greens, fairways, or paths	Don't tee off until you are sure that the group in front are out of range. Don't tee off if any of your playing partners are standing forward of you. Don't tee off if anyone is walking toward the tee from any adjacent holes. Don't stand forward of a player teeing off. Don't walk towards a tee when someone is preparing to drive Pay attention when playing shot and shout fore if ball drifts to left or right and there is any likelihood of hitting someone.	Medium
3.	Rights of way	Members of public and dog walkers on paths or fairways	Pay attention when playing shot and shout fore if ball drifts to left or right and there is any likelihood of hitting someone.	Medium
4.	Fairway to Green	Other Golfers	Don't take a shot until you are sure that the group in front are out of range. Don't take a shot if your playing partners are forward of you and in range. Stand in a safe position when a playing partner is taking a shot	Medium
5.	Miss hit approach shot to green	Players on adjacent holes	Be aware of players in this area and shout fore if hitting to left or right past green and there is any likelihood of hitting someone.	Medium
6.	Streams, Riverbeds, Ponds Lakes	All Golfers	Be aware of the dangers of streams, riverbeds (wet or dry, muddy areas), lakes, ponds including slipping down banks, deep water and slippery bridges. Don't step onto frozen water. Use ball retrievers whenever possible. Appropriate holes 1,8,9,15,16 & 18.	Medium
7.	Hidden Greens	Other Golfers, Greens Staff	Don't play to Greens until you are sure that the group in front have left. Greens that may be hidden from view for approach shot are holes 3 & 13.	Low

Batchworth Park Golf Club Risk Assessment – The Golf Course



 Hazard	Who Might Be Harmed?	 How Is The Risk Controlled?	Risk Factor
---	-----------------------------	--	--------------------

8.	Trees and other fixed hazards	Golfers and Playing partners	When playing near trees beware of balls ricocheting.	Low
9.	Undulating ground, hollows, hills	All Golfers	Take care when walking over undulating ground especially when wet or icy. Appropriate to holes:3,4,7,8,9,13 &14.	medium
10.	Driving Buggies	All Golfers	Take care on hills, hollows, and undulations. Take special care driving over bridges or near to brooks and on inclines. Keep speed to minimum.	Medium



Batchworth Park Golf Club Risk Assessment – The Golf Course

 Hazard	Who Might Be Harmed?	 How Is The Risk Controlled?	Risk Factor
---	-----------------------------	--	--------------------



Specific Risks Hole by Hole

	Hole 1			
	Miss-hit tee shot from White & Blue Tee's	People on Putting Green People walking from 9 th green	Check for players in these areas before taking shot. Shout fore if your ball is likely to go near to them.	Medium
	Hole 2			
	Miss hit shot onto 9 th green.	Players on green.	Check for players in these areas before taking shot. Shout fore if your ball is likely to go near to them.	Medium
	Hole 3			
	Miss hit shot onto 9 th fairway. Playing blind shot onto green from hollows.	Players & Staff.	Check for players and staff in these areas before taking shot. Shout fore if your ball is likely to go near to them.	Low
	Hole 4			
	Miss hit shot onto 5 th Tee.	Players and Staff on Tee.	Check for players and staff in these areas before taking shot. Shout fore if your ball is likely to go near to them.	Low
	Hole 5			
	Miss hit shot onto 6 th hole.	Players and Staff on hole.	Check for players and staff in these areas before taking shot. Shout fore if your ball is likely to go near to them.	Medium



Batchworth Park Golf Club Risk Assessment – The Golf Course

 Hazard	Who Might Be Harmed?	 How Is The Risk Controlled?	Risk Factor
Hole 6			
Miss hit shot onto 5 th hole.	Players and Staff on hole.	<i>Check for players and staff in these areas before taking shot. Shout fore if your ball is likely to go near to them.</i>	<i>Medium</i>
Hole 7			
Blind tee shot over fairway bunkers.	Players and Staff on hole.	<i>Check for players and staff in these areas and give adequate time for them to clear the area before taking shot. Shout fore if your ball is likely to go near to them.</i>	<i>Medium</i>
Hole 8			
Pond on right of hole.	Players and Staff.	Do not walk or drive on slopes next to the pond. Do not go within 1 meter of pond unless necessary. Use safety rings placed on side of pond if needed.	<i>Medium</i>
Hole 9			
Miss hit shot onto 3 rd hole. Pond on right of hole. Walking from green past 1 st Tee.	Players and Staff.	<i>Check for players and staff in these areas before taking shot. Shout fore if your ball is likely to go near to them.</i> Do not walk or drive on slopes next to the pond. Do not go within 1 meter of pond unless necessary. Use safety rings placed on side of pond if needed. When walking to 10 th Tee be sure the 1 st Tee is not in use.	<i>Medium</i>
Hole 10			
Long drive onto green.	Players and Staff.	Players and Staff.	<i>Low</i>
Hole 11			

Batchworth Park Golf Club Risk Assessment – The Golf Course

 Hazard	Who Might Be Harmed?	 How Is The Risk Controlled?	Risk Factor
Miss hit shot onto 17 th hole.	Players and Staff.	<i>Check for players and staff in these areas before taking shot. Shout fore if your ball is likely to go near to them.</i>	<i>Medium</i>
Hole 12			
Miss hit shot towards public walking on right.	Players, Staff & Public.	<i>Check for Public, players and staff in these areas before taking shot. Shout fore if your ball is likely to go near to them.</i>	<i>Medium</i>
Hole 13			
Blind shot onto green.	Players and Staff.	<i>Check for players and staff in these areas and give adequate time for them to clear the area before taking shot. Shout fore if your ball is likely to go near to them.</i>	<i>Low</i>
Hole 14			
Miss hit shot onto 13 th hole. Blind shot from hollow onto fairway.	Players and Staff.	<i>Check for players and staff in these areas and give adequate time for them to clear the area before taking shot. Shout fore if your ball is likely to go near to them.</i>	<i>Medium</i>
Hole 15			
Pond on right of green.	Players and Staff.	Do not walk or drive on slopes next to the pond. Do not go within 1 meter of pond unless necessary. Use safety rings placed on side of pond if needed.	<i>Medium</i>
Hole 16			
Pond on right of hole. Path to 17 th tee may be slippery.	Players and Staff.	Do not walk or drive on slopes next to the pond. Do not go within 1 meter of pond unless necessary. Use safety rings placed on side of pond if needed. Be careful if path is frozen or wet from rain using handrail fitted for extra stability.	<i>Medium</i>

Batchworth Park Golf Club Risk Assessment – The Golf Course

 Hazard	Who Might Be Harmed?	 How Is The Risk Controlled?	Risk Factor
Hole 17			
Miss hit shot onto 11 th hole.	Players and Staff.	<i>Check for players and staff in these areas before taking shot. Shout fore if your ball is likely to go near to them.</i>	<i>Medium</i>
Hole 18			
Stream running in front of approach.	Players and Staff.	Take care when approaching the stream and either use bridge or path to right of green to gain access to the green. Never attempt to jump or step across stream.	<i>Low</i>

Batchworth Park Golf Club Risk Assessment – The Golf Course

 Hazard	Who Might Be Harmed?	 How Is The Risk Controlled?	Risk Factor
---	-----------------------------	---	--------------------

Hazard No.	List What Further Action Is Necessary To Control The Risk	Person Responsible	Completion Date
9,12 & 18.	Signs to be put on entrance to 9 th path, 12 th tee and by bridge on 18 th hole warning of risks.	Course Manager	
9	Life ring to be installed on 9 th fairway next to pond.	Course Manager	

Assessment compiled by:

Date of assessment:

Signature:

Date to review further actions:

Position:

Assessment review date:

Review If necessary due to course changes or incidents. Otherwise, 1 Sept 2021

 Hazard	Who Might Be Harmed?	 How Is The Risk Controlled?	Risk Factor
---	-----------------------------	--	--------------------

The Course may be closed when extreme or adverse weather conditions mean it is dangerous to play or damage to the course would result if play were permitted. Such conditions could cause greens to become waterlogged, the course flooded, covered in snow or poor visibility due to fog. The decision to close the course is made by the **Course Manager** in consultation with the **General Manager** and/or the **Professional Shop**

The procedure for closing the course will be as follows: The **Course Manager** will ring the **General Manager** and/or **Professional Shop** and inform them. The **Course Manager** will put up '**Course Closed**' signs and the **Professional Shop** will update the web site **Course Status**.

FOG AND LOW CLOUD POLICY

The fairway bunker on the 2nd hole must be visible from the clubhouse, if it be is not visible the **Management** may close the course. No players should attempt to play in those conditions. If there is a need to stop play due to low cloud or fog the **Professional Shop** will sound a long blast of the Klaxon. Players should return safely to the Clubhouse. Resumption of play will be signalled by two short blasts on the klaxon.

LIGHTNING POLICY

In the event of a lightning strike being seen within the vicinity of the Golf Club the **General Manager** or the **Professional Shop** will close the course by sounding a long blast on the Klaxon. When a lightning storm has been seen in the course vicinity, no play is to commence until a period of 15 minutes from the last lightning strike/clap of thunder. Play will resume after two short blasts of the Klaxon. Three long blasts indicate complete abandonment of play.

If the **General Manager** or the **Professional Shop** is unavailable it is incumbent upon each **Player** to assess the risks and ensure that they take appropriate measures to ensure safe passage from the course in the event of Fog or Lightning.

COMPETITIONS

During a Club competition the **Competition Organiser** in conjunction with the **General Manager** or the **Professional Shop** may close the course if it is considered the course has become unsuitable for play. In the event that the **Competition Organiser, General Manager** or **Professional Shop** is unavailable it is incumbent upon each **Player** to assess the risk and ensure that they take appropriate measures to ensure safe passage from the course.

Players should make themselves fully conversant with the rules of the competition in which they are playing. E.g. in some competitions a cessation of play may also mean the abandonment of that particular competition. In other competitions such as Opens or Invitation Days, the competition may be recommenced if and when conditions allow. In such circumstances players must mark the position of their ball in the correct manner, otherwise a penalty or disqualification will result.

The cease play signal is a long blast, and players should mark their ball and find somewhere safe to shelter. The all-clear signal is two short blasts, and if it sounds then play can resume. If this has not been sounded within ½ hour then play must be abandoned. Three long blasts indicate complete abandonment.

Batchworth Park Golf Club Risk Assessment – The Golf Course

 Hazard	Who Might Be Harmed?	 How Is The Risk Controlled?	Risk Factor
--	----------------------	---	-------------

For displaying as described below:

Playing golf on uneven terrain & changeable ground conditions carries inevitable risks.

You play this golf course having been made aware that a full risk assessment has been conducted, is available to be read on the;

- Club Website,
- in the General Office,
- Pro-Shop and
- Men's Locker Room
- Ladies Locker Room

Please take the time to familiarise yourself with its content.